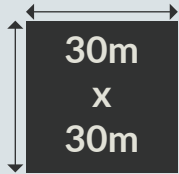


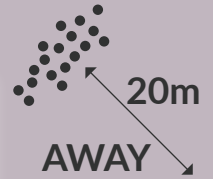
STEP 1 General Area

Choose an area that measures at least 30 metres by 30 metres.



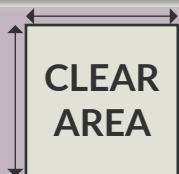
STEP 2 Spectators

Keep all spectators at least 20 metres away.



STEP 3 Wind

Check wind direction, and angle the fireworks away from the spectators, about 10 degrees off of centre. Do not shoot fireworks in high winds.



STEP 5 Obstructions

Make sure that the area is clear of all obstructions, such as overhead wires and trees, and away from any buildings and dry grass.

STEP 4

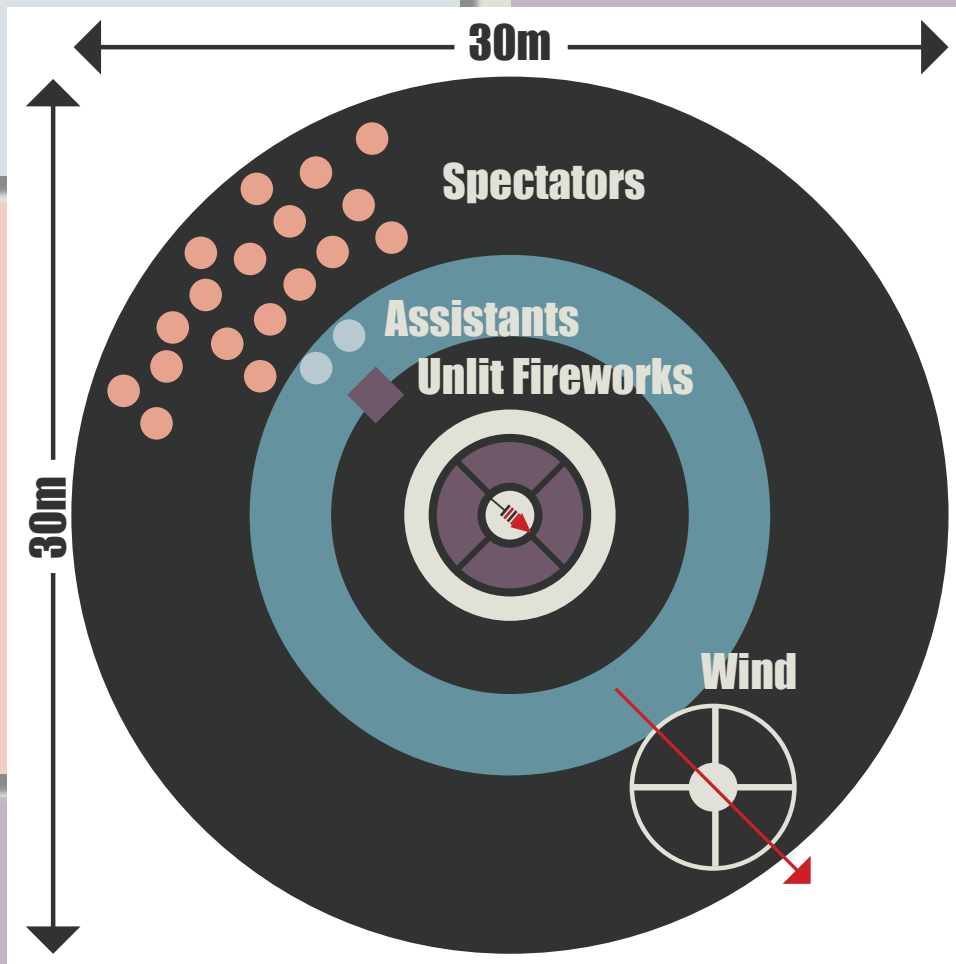
Instructions

Read the instructions on each fireworks item.



STEP 6 Unlit Fireworks

Keep your unlit fireworks away from your firing area, and in a closed box so as any stray sparks will not light the fireworks still in the box.



WE'VE GOT THE GOODS!

f /FWSSI

@fireworkssuperstore

info@fireworkssuperstore.ca

46 Shaft Road, Etobicoke, Ontario (905) 271-FIRE (3473)